



AUTOMOTIVE



A Tradition of Excellence... For Exceptional Performance.

Coleman Cable Inc. is a worldwide leader in the development, design, manufacture, marketing & distribution of wire and cable products. A Broad Range of Products, Innovative Solutions, Recognized Brands, and a Solid Service Platform are the foundation that Coleman Cable's Dedicated, Professional People build upon to create Customer Value. These characteristics, combined with strategic acquisitions, such as Copperfield, establish and strengthen Coleman Cable's leadership position as a one of the premier US-based manufacturers of electrical, electronic and assembled wire and cable products.

The **Coleman Cable Road Power®** brand is one of the most trusted names in the automotive aftermarket. End-users have come to know that Road Power means quality, performance, and reliability through a comprehensive line of booster cables, battery cables, and battery accessories.

Road Power has long been the leader in the evolution of the booster cable, responsible for many industry-first achievements including: the Polar-Glo™ Clamp, Glove-Box Booster, No-Tangle™ Twin Extrusion Cable, No-Shock Clamps, and TPE Jacket Insulation for both low and high temperature conditions. Our most recent accreditation Maximum Energy™ is the industry's first complete line of universal battery cables that are both lead-free and RoHS Compliant (Restriction of Hazardous Substance).

In today's highly competitive world, having a low price is simply just not enough! Work with Coleman Cable and take for granted the best selection of product, easy ordering, superior customer service, and shipments that arrive complete and on-time.



Table of Contents

No-Tangle™ Booster Cables

Light-Duty	4
Medium-Duty	4
Heavy-Duty	4
Extra Heavy-Duty	5
Commercial Grade	5
Booster Cable Clamps	6

Cable Savers™

6

Maximum Energy™ Lead-Free Battery Cables

Top Post	7
Side Terminal	8
Switch to Starter	9
Lawn and Garden	9

Engine and Ground Straps

9

Battery Accessories

General Accessories	10
Copper Lugs	10
Battery Frames and Trays	10
J and L Hooks	10
Battery Hold Down	11

Battery Terminals

Heavy Duty Top Post Universal	12
Lead Free Top Post	12
Extra Heavy Duty Top Post	12
Heavy Duty Side Terminal	12
Side Terminal Adapters	12
Side Terminal Bolts	12
Universal Charging Post	12
Bolts and Nuts	12
Marine Terminals	13

Battery Installation Kit

13

Trailer Wire

13

Primary Wire Bulk Spools

14

Primary Wire Centers

15

Primary Wire Individually Packaged

16

Jump Starters

17

Battery Chargers

17

Inverters and Trickle Chargers

17

RV/Mobile Home Cords

RV Adapters and Accessories	18
Adapter Extension Cord Sets	18
Power Supply Cords	18
Extension Cords	18

RV/Mobile Power Protection

18

Work Lights

Work Lights	19
Clamp Lights	19
Handheld Lights	20
Task Lights	20
Cord Reels	21
Bulb Storage	22
Garage Accessories	22

Outdoor Extension Cords

Outdoor Extension Cords	23
High Visibility/Low Temperature	23
American Contractor®	24
Stripes™ Outdoor Extension Cords	25
Multi-Outlet Vinyl Extension Cords	26

Indoor Extension Cords

Cube Tap Extension Cords	27
Split Cube Tap Extension Cords	27
SlenderPlug® Cube Tap Extension Cords	27
SlenderPlug®- Grounded Three-Outlet	
Trinector® Plug	27

Generator Power Cords and Adapters

Generator Power Cords	28
Twist-To-Lock Adapters	28
Vinyl "W" Adapters	29
Generator Power Cords and Adapters	29

Woods® Surge Protectors and Power Strips

30





08120

No-Tangle™ Booster Cables

Light-Duty Booster Cables

Road Power® Light-Duty Booster Cables feature dual-extruded wire to provide the user with easy, tangle-free operation. Cables are manufactured with a PVC jacket and the 200 AMP clamps are made from copper-plated steel. Light-Duty Booster Cables comes standard in 10 gauge with 12 feet of length. Booster cables are packaged in retail-style sleeves which emphasize product features and benefits.

CAT NO	WIRE GAUGE	JACKET COLOR	LENGTH IN FT	PACKAGE TYPE	PACK QTY	MASTER WT	MASTER PACK CUBE
08120	10	Black	12	Sleeve	6	15	.52



08467

Medium-Duty Booster Cables

Road Power® Medium-Duty Booster Cables feature dual-extruded wire to provide the user with easy, tangle-free operation. Cables are manufactured with either a PVC or T-Prene® jacket. While both jackets perform well in warm or cold climates, T-Prene provides additional oil, chemical, and water resistance.

Medium-Duty Booster Cables come standard with 200 AMP copper-plated steel clamps but can easily be upgraded to Polar-Glo™ Clamps. The Polar-Glo™ clamp's triple-polarity identification includes color-coding, indent stamping, and glow-in-the-dark labels. To ensure the highest levels of user-safety, all energized Polar-Glo™ Clamp surfaces are shielded to avoid short circuits and all conductive clamp surfaces are recessed to prevent accidental contact.

Medium-Duty Booster Cables are available in 8 gauge, either in 12 foot or 16 foot lengths, and packaged in a variety of retail-style formats.



08435

CAT NO	WIRE GAUGE	JACKET COLOR	LENGTH IN FT	PACKAGE TYPE	PACK QTY	MASTER WT	MASTER PACK CUBE
08435*	8	Yellow	12	Sleeve	6	17	.49
08471*	8	Yellow	12	Sleeve	6	19	.69
08465	8	Yellow	12	Box	6	24	1.65
08466	8	Yellow	16	Box	6	27	1.21
08467	8	Yellow	12	Bag	2	8	.92

* Does not feature Polar-Glo™ clamps

Heavy-Duty Booster Cables



Road Power's® Heavy-Duty Booster Cables feature Polar-Glo™ Clamps and T*Prene® jacket insulation. This enhanced line of booster cables ensures the highest levels of user-safety and assures dependability in the most extreme climate conditions.

The Polar-Glo™ Clamp is ergonomically-designed so that it can be easily handled by everyone and it attaches itself firmly to both top and side post batteries. The clamps' triple-polarity identification includes color-coding, indent stamping, and glow-in-the-dark labels. In addition, all energized clamp surfaces are shielded to avoid short circuits and all conductive clamp surfaces are recessed to prevent accidental contact.

T*Prene® insulation was chosen for the wire jacketing material because it remains flexible even under the severest temperatures and is oil, chemical, and water resistant.

Heavy-Duty Booster Cables are made using 6 gauge wire and performs best with most automobiles. This line of booster cables is UL Listed, either in 12 foot or 16 foot lengths, and packaged in retail-style boxes designed for easy display.



08565

CAT NO	WIRE GAUGE	JACKET COLOR	LENGTH IN FT	PACKAGE TYPE	PACK QTY	MASTER WT	MASTER PACK CUBE
08565	6	Orange	12	Box	6	24	1.66
08566	6	Orange	16	Box	6	27	1.66



Extra Heavy-Duty Booster Cables



Road Power's® Extra Heavy-Duty Booster Cables feature Polar-Glo™ Clamps and T*Prene® jacket insulation. This enhanced line of booster cables ensures the highest levels of user-safety and assures dependability in the most extreme climate conditions.

The Polar-Glo™ Clamp is ergonomically-designed so that it can be easily handled by everyone and it attaches itself firmly to both top and side post batteries. The clamps' triple-polarity identification includes color-coding, indent stamping, and glow-in-the-dark labels. In addition, all energized clamp surfaces are shielded to avoid short circuits and all conductive clamp surfaces are recessed to prevent accidental contact.

T*Prene® insulation was chosen for the wire jacketing material because it remains flexible even under the severest temperatures and is oil, chemical, and water resistant.

Extra Heavy-Duty Booster Cables are made using 4 gauge wire and performs best with most vehicles including cars, trucks, or SUVs. This line of booster cables is UL Listed, has several lengths to choose from, and packaged in retail-style boxes designed for easy display.

CAT NO	WIRE GAUGE	JACKET COLOR	LENGTH IN FT	PACKAGE TYPE	PACK QTY	MASTER WT	MASTER PACK CUBE
08665	4	Red	12	Box	2	10	.76
08666	4	Red	16	Box	2	11	.76
08660	4	Red	20	Box	2	13	.76
08662	4	Red	25	Box	2	14	.76



Commercial Grade Booster Cables



Road Power® Commercial Grade Booster Cables were engineered specifically for the needs of the professional mechanic and feature 500 AMP rated parrot-jaw clamps. Parrot Jaw clamps are manufactured from rugged zinc-plated steel with serrated copper-clad jaws and non-slip vinyl-coated grips. This family of booster cables is constructed with dual-extruded wire to provide the user with tangle-free operation. These booster cables are available in 4 or 2 gauge, in various lengths, and packaged in retail-style boxes designed both for display and storage.

CAT NO	WIRE GAUGE	JACKET COLOR	LENGTH IN FT	PACKAGE TYPE	PACK QTY	MASTER WT	MASTER PACK CUBE
08765	4	Black	12	Box	2	13	.92
08766	4	Black	16	Box	2	16	.92
08760	4	Black	20	Box	2	18	.92
08860	2	Black	20	Box	2	23	.92
08862	2	Black	25	Box	2	28	.92





Booster Cable Clamps

Rugged color-coded replacement clamps.

CAT NO	CLAMP RATING	CLAMP COLOR	PACKAGE TYPE	PACK QTY	MASTER WT	MASTER PACK CUBE
Copper Plated Steel						
150C-2	150 Amp	1 Red and 1 Black	Blister	6	.50	.05
75C-2	50 Amp	1 Red and 1 Black	Blister	6	.30	.05
Vinyl Coated Steel						
400C-2	500 Amp	1 Red and 1 Black	Blister	6	.35	.44
08904	500 Amp	1 Red and 1 Black	Bag	12	12.52	.43



150C-2



75C-2



400C-2



08904



Cable Savers™

When using a Road Power® Battery Cable Saver™, only the worn terminal-end of the old battery cable is replaced. Simply detach the defective cable from the battery and cut the cable near the corroded terminal. Strip the old cable and attach it to the Cable Saver. Finally, the Cable Saver's lead-free terminal is connected to the battery.

Battery Cable Savers are constructed with tin-plated brass terminals that supply maximum corrosion protection. The rugged jacket is manufactured from high temperature PVC designed to resist water, oil, and chemicals. These unique cables eliminate the need for the same model cable in many different lengths. Road Power Battery Cable Savers feature (3) three models: Top Post, Dual Lead, and Side Post.

CAT NO	DESCRIPTION	PACKAGE TYPE	MASTER PACK	MASTER WT	MASTER PACK CUBE
950	Top Post	Clamshell	3	1.41	.15
951	Dual Lead	Clamshell	3	2.71	.15
952	Side Post	Clamshell	3	1.41	.15



950



951



952



Battery Cables

Maximum Energy™ Lead-Free

Rugged terminal ends are constructed from tin-plated brass that supplies superior starting power for car, truck or marine applications when compared to leaded counterparts. The cable jacket is manufactured from high temperature PVC designed to resist water, oil and chemicals. These lead-free battery cables feature full gauge stranded copper that extends through the entire length of the flattened lug – insuring complete capacity conductivity. These battery cables are RoHS (Removal of Hazardous Materials) compliant and provide the highest-level of corrosion protection while completely removing the dangerous threat of lead contamination.



CAT NO	DESCRIPTION	PACKAGE TYPE	PACK QTY	MASTER WT	MASTER PACK CUBE
Top Post 2 Gauge with Lead Wire					
32-2L	32" 2 Gauge Top Post with Lead - Black	Clamshell	3	4	.11
Top Post 4 Gauge					
10-4	10" 4 Gauge Top Post - Black	Clamshell	3	2	.11
10-4R	10" 4 Gauge Top Post - Red	Clamshell	3	2	.11
13-4	13" 4 Gauge Top Post - Black	Clamshell	3	2	.11
15-4	15" 4 Gauge Top Post - Black	Clamshell	3	2	.11
15-4R	15" 4 Gauge Top Post - Red	Clamshell	3	2	.11
17-4	17" 4 Gauge Top Post - Black	Clamshell	3	2	.11
19-4	19" 4 Gauge Top Post - Black	Clamshell	3	2	.11
19-4R	19" 4 Gauge Top Post - Red	Clamshell	3	2	.11
24-4	24" 4 Gauge Top Post - Black	Clamshell	3	2	.11
27-4R	27" 4 Gauge Top Post - Red	Clamshell	3	3	.11
31-4	31" 4 Gauge Top Post - Black	Clamshell	3	3	.11
31-4R	31" 4 Gauge Top Post - Red	Clamshell	3	3	.11
38-4	38" 4 Gauge Top Post - Black	Clamshell	3	3	.11
42-4	42" 4 Gauge Top Post - Black	Clamshell	3	3	.11
48-4	48" 4 Gauge Top Post - Black	Clamshell	3	3	.11
58-4	58" 4 Gauge Top Post - Black	Clamshell	3	4	.11
Top Post 4 Gauge with Lead Wire					
25-4L	25" 4 Gauge Top Post w/Lead - Black	Clamshell	3	3	.11
25-4LR	25" 4 Gauge Top Post w/Lead - Red	Clamshell	3	3	.11
32-4L	32" 4 Gauge Top Post w/ Lead - Black	Clamshell	3	3	.11
32-4LR	32" 4 Gauge Top Post w/ Lead - Red	Clamshell	3	3	.11
38-4L	38" 4 Gauge Top Post w/Lead - Black	Clamshell	3	3	.11
38-4LR	38" 4 Gauge Top Post w/Lead - Red	Clamshell	3	3	.11
42-4L	42" 4 Gauge Top Post w/ Lead - Black	Clamshell	3	3	.11
42-4LR	42" 4 Gauge Top Post w/ Lead - Red	Clamshell	3	3	.11
48-4L	48" 4 Gauge Top Post w/ Lead - Black	Clamshell	3	3	.11
48-4LR	48" 4 Gauge Top Post w/ Lead - Red	Clamshell	3	3	.11
54-4L	54" 4 Gauge Top Post w/ Lead - Black	Clamshell	3	4	.11
54-4LR	54" 4 Gauge Top Post w/ Lead - Red	Clamshell	3	4	.11
65-4L	65" 4 Gauge Top Post w/ Lead - Black	Clamshell	3	4	.11
72-4L	72" 4 Gauge Top Post w/ Lead - Black	Clamshell	3	4	.11



Maximum Energy™ Lead-Free (continued)

CAT NO	DESCRIPTION	PACKAGE TYPE	PACK QTY	MASTER WT	MASTER PACK CUBE
Top Post 6 Gauge					
10-6	10" 6 Gauge Top Post - Black	Clamshell	3	2	.11
13-6	13" 6 Gauge Top Post - Black	Clamshell	3	2	.11
15-6	15" 6 Gauge Top Post - Black	Clamshell	3	2	.11
19-6	19" 6 Gauge Top Post - Black	Clamshell	3	2	.11
24-6	24" 6 Gauge Top Post - Black	Clamshell	3	2	.11
34-6	24" 6 Gauge Top Post - Black	Clamshell	3	2	.11
Top Post 6 Gauge with Lead Wire					
25-6L	25" 6 Gauge Top Post w/ Lead - Black	Clamshell	3	2	.11
32-6L	32" 6 Gauge Top Post w/ Lead - Black	Clamshell	3	3	.11
38-6L	38" 6 Gauge Top Post w/ Lead - Black	Clamshell	3	2	.11
42-6L	42" 6 Gauge Top Post w/ Lead - Black	Clamshell	3	2	.11
51-6L	51" 6 Gauge Top Post w/ Lead - Black	Clamshell	3	3	.11
Top Post 6 Gauge with 2 Lead Wires					
38-62L	38" 6 Gauge Top Post w/ 2 Leads - Black	Clamshell	3	3	.11
48-62L	48" 6 Gauge Top Post w/ 2 Leads - Black	Clamshell	3	3	.11
58-62L	58" 6 Gauge Top Post w/ 2 Leads - Black	Clamshell	3	3	.11
Side Terminal 4 Gauge with Lead Wire					
ST25-4	20" 4 Gauge Side Terminal w/ Lead - Black	Clamshell	3	2	.11
ST25-4R	25" 4 Gauge Side Terminal w/ Lead - Red	Clamshell	3	2	.11
ST35-4	35" 4 Gauge Side Terminal w/ Lead - Black	Clamshell	3	3	.11
ST40-4	40" 4 Gauge Side Terminal w/ Lead - Black	Clamshell	3	3	.11
ST45-4	45" 4 Gauge Side Terminal w/ Lead - Black	Clamshell	3	3	.11
ST45-4R	45" 4 Gauge Side Terminal w/ Lead - Red	Clamshell	3	3	.11
ST55-4	55" 4 Gauge Side Terminal w/ Lead - Black	Clamshell	3	3	.11
ST65-4	65" 4 Gauge Side Terminal w/ Lead - Black	Clamshell	3	4	.11
ST65-4R	65" 4 Gauge Side Terminal w/ Lead - Red	Clamshell	3	4	.11





Maximum Energy™ Lead-Free (continued)

CAT NO	DESCRIPTION	PACKAGE TYPE	PACK QTY	MASTER WT	MASTER PACK CUBE
Switch to Starter 4 Gauge					
SS19-4	19" 4 Gauge Switch to Starter - Black	Clamshell	3	1	.11
SS24-4	24" 4 Gauge Switch to Starter - Black	Clamshell	3	2	.11
SS32-4	32" 4 Gauge Switch to Starter - Black	Clamshell	3	2	.11
SS40-4	40" 4 Gauge Switch to Starter - Black	Clamshell	3	3	.11
SS45-4	45" 4 Gauge Switch to Starter - Black	Clamshell	3	3	.11
SS51-4	51" 4 Gauge Switch to Starter - Black	Clamshell	3	3	.11
SS58-4	58" 4 Gauge Switch to Starter - Black	Clamshell	3	3	.11
SS68-4	68" 4 Gauge Switch to Starter - Black	Clamshell	3	3	.11
Lawn & Garden 6 Gauge					
LG19-6	19" 6 Gauge Lawn & Garden - Black	Clamshell	3	2	.11
LG27-6	27" 6 Gauge Lawn & Garden - Black	Clamshell	3	2	.11
LG49-6	49" 6 Gauge Lawn & Garden - Black	Clamshell	3	3	.11



Engine and Ground Straps

CAT NO	DESCRIPTION	PACKAGE TYPE	PACK QTY	MASTER WT	MASTER PACK CUBE
EG12	12" Lug to Lug Bonding Strap	Clamshell	3	2	.11
GS13-4	13" 4 Gauge Terminal to Lug	Clamshell	3	2	.11





Battery Accessories

CAT NO	DESCRIPTION	PACKAGE TYPE	PACK QTY	MASTER WT	MASTER PACK CUBE
General Accessories					
984	Deluxe Battery Carrier	Box	3	4.29	.54
985	Top Post Battery Carrier Strap – 18"	Blister	6	.30	.07
986	Post & Terminal Cleaner (Metal)	Clamshell	6	1.1	.09
989	Anti-Corrosion Washers – 2-Pack	Blister	12	.20	.03
991	Mini Battery Tester Ball Type	Blister	6	.48	.07
992	Premium Hydrometer	Clamshell	4	1.2	.14
993	Professional Hydrometer	Clamshell	4	1.28	.20
994	Side Terminal Wrench	Blister	4	.92	.03
995	Battery Filler Bottle	None	6	2.4	1.09
965	Battery Terminal Lifter	Blister	6	0.3	.12
969	Terminal Cap Protector (TOP) – 2-Pack	Clamshell	6	.24	.10
970	Rubber Battery Filler	Blister	6	.24	.20
971	4-Way Battery Tool	Blister	6	0.3	.20
Copper Lugs					
1809-2	4 & 6 Gauge, 2-Pack (1/4")	Blister	24	.28	.14
1810-2	4 & 6 Gauge, 2-Pack (3/8")	Blister	24	.28	.14
Battery Frames & Trays					
973	Battery Frame – Type 24	Blister	4	2.32	.24
979	Battery Tray – Small	Card	3	.99	.38
981	Battery Tray – Large	Card	4	.31	.33



984



985



995



1810-2



1809-2



970



979



973



992



994



991



965



969



986



971



989



993

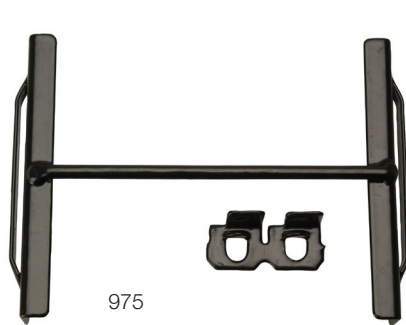


981




Battery Accessories (continued)


CAT NO	DESCRIPTION	PACKAGE TYPE	PACK QTY	MASTER WT	MASTER PACK CUBE
966-8	8" J Hooks	Blister	4	1.12	.05
966-10	10" J Hooks – GM, 2-Pack	Blister	4	1.32	.06
966-12	12" J Hooks, 2-Pack	Blister	4	1.4	.06
967	10" L Hooks – FORD, 2-Pack	Blister	4	2	.04
Battery Hold Down					
975	Universal Crossbar	Blister	3	1.74	.25
976	E-Z Adjustable Hold Down	Clamshell	3	.67	.11
978	Side End-Type 22C/22F/24F	Blister	6	.15	.07
980	Battery Hold Down Kit	Blister	4	2.40	.15




975



966-10



966-8



966-12



967



978



976



980



Battery Terminals

CAT NO	DESCRIPTION	PACKAGE TYPE	PACK QTY	MASTER WT	MASTER PACK CUBE
Heavy Duty Top Post Universal					
903-1	Single Pack	Blister	12	3.39	.07
903-10	Ten Pack	Card	10	20.96	.39
903-100	Bulk Pack	Bulk	100	21.50	.38
903B-1	Brass – Single Pack	Blister	12	.16	.07
903C-2	Coated (Red/Black)	Blister	6	2.70	.06
982	Battery Post Shims	Blister	3	.15	.01
Lead Free Top Post					
909-1	Single Pack	Blister	6	1	.04
Extra Heavy Duty (Truck) - Top Post					
906-1	Single Pack	Blister	6	3.49	.06
906-50	Bulk Pack	Bulk	50	24.90	.14
Heavy Duty Side Terminal					
905-1	Single Pack	Blister	6	2	.04
905-7	Seven Pack	Card	10	17.81	.26
Side Terminal Adapters					
925	Set (1 Positive/1 Negative)	Blister	6	5.05	.06
Side Terminal Bolts					
926-2	OEM Style, 2-Pack	Blister	6	.14	.04
926	OEM Style	Bulk	25	.74	.05
928	Extender Bolt w/Deisel Spacer	Blister	6	1.45	.09
Universal Charging Post					
922	Set (1 Positive/1 Negative)	Blister	6	2.5	.04
Bolts and Nuts					
923-2	Top Post 2-Pack	Blister	6	.61	.04
921	Lawn & Garden 2-Pack	Blister	20	2.2	.14



903-1



903B-1



905-1



906-1




909-1



903C-2



928



925



922



923-2



921



926-2



982



Battery Terminals (continued)

CAT NO	DESCRIPTION	PACKAGE TYPE	PACK QTY	MASTER WT	MASTER PACK CUBE
Marine Terminals					
962-1	Single Pack	Blister	6	1.93	.04
962-2	Set (1 Positive/1 Negative)	Blister	6	3	.08
962B-1	Brass	Blister	6	2.19	.05
962C-2	Coated (Red/ Black)	Blister	6	3.06	.07
962-8	4 Sets (4 Positive/4 Negative)	Card	10	24.53	.71



962-1



962B-1



962-2



962C-2

Battery Installation Kit

Contains Terminal Cleaner, Towelette, Plastic Bag, Felt Washers, Wire Brush, and Anti-Corrosion Spray.



CAT NO	DESCRIPTION	PACKAGE TYPE	PACK QTY	MASTER WT	MASTER PACK CUBE
06329	Battery Installation Kit	Clamshell	4	1.58	.11



06329

Trailer Wire



CAT NO	DESCRIPTION	WIRE LENGTH	CASE QTY	CASE WT	CASE CUBE
51544-03	14 Gauge/4 Conductor (White, Brown, Yellow, Green)	100 ft.	2	15	.54
51564-03	16 Gauge/4 Conductor (White, Brown, Yellow, Green)	100 ft.	2	11	.54



Primary Wire Bulk Spools



CAT NO	DESCRIPTION	STRANDING	PACK QTY	MASTER WT	MASTER PACK CUBE
10-100-11	10 Gauge 100' Black	19/23	6	29.31	.28
10-100-12	10 Gauge 100' Blue	19/23	6	29.31	.28
10-100-14	10 Gauge 100' Yellow	19/23	6	29.31	.28
10-100-15	10 Gauge 100' Green	19/23	6	29.31	.28
10-100-16	10 Gauge 100' Red	19/23	6	29.31	.28
10-100-17	10 Gauge 100' White	19/23	6	29.31	.28
12-100-11	12 Gauge 100' Black	19/25	6	20.78	.20
12-100-12	12 Gauge 100' Blue	19/25	6	20.78	.20
12-100-14	12 Gauge 100' Yellow	19/25	6	20.78	.20
12-100-15	12 Gauge 100' Green	19/25	6	20.78	.20
12-100-16	12 Gauge 100' Red	19/25	6	20.78	.20
12-100-17	12 Gauge 100' White	19/25	6	20.78	.20
14-100-11	14 Gauge 100' Black	19/27	6	15.98	.20
14-100-12	14 Gauge 100' Blue	19/27	6	15.98	.20
14-100-14	14 Gauge 100' Yellow	19/27	6	15.98	.20
14-100-15	14 Gauge 100' Green	19/27	6	15.98	.20
14-100-16	14 Gauge 100' Red	19/27	6	15.98	.20
14-100-17	14 Gauge 100' White	19/27	6	15.98	.20
16-100-11*	16 Gauge 100' Black	19/29	6	8.37	.17
16-100-12*	16 Gauge 100' Blue	19/29	6	8.37	.17
16-100-14*	16 Gauge 100' Yellow	19/29	6	8.37	.17
16-100-15*	16 Gauge 100' Green	19/29	6	8.37	.17
16-100-16*	16 Gauge 100' Red	19/29	6	8.37	.17
16-100-17*	16 Gauge 100' White	19/29	6	8.37	.17
18-100-11*	18 Gauge 100' Black	16/30	6	6.10	.17
18-100-12*	18 Gauge 100' Blue	16/30	6	6.10	.17
18-100-14*	18 Gauge 100' Yellow	16/30	6	6.10	.17
18-100-15*	18 Gauge 100' Green	16/30	6	6.10	.17
18-100-16*	18 Gauge 100' Red	16/30	6	6.10	.17
18-100-17*	18 Gauge 100' White	16/30	6	6.10	.17


* Imported



Primary Wire Centers

Extensive inventory all on one rack or shelf. Either format holds 30 spools. CCI's Primary Wire Centers give your customers a full selection in a small amount of space. Simple to stock and easy to reload.

CAT NO	DESCRIPTION	PACK QTY	MASTER WT	MASTER PACK CUBE
09975-00-00*	Primary Wire Rack Only (NO SPOOLS)	1	24.80	2.812
09975-00-30	Primary Wire Rack with 30 Spools – 6 Color 10, 12, 14, 16 and 18 Gauge	1	105.68	13.33
09974-08-00	Primary Wire Shelf (No Spools)	1	33.7	2.99
TBD	Primary Wire Rack with 30 Spools	1	TBD	TBD





Primary Wire Individually Packaged

Engineered to handle the harsh environment of an automobile engine, the durable PVC outer-jacket resists water, oil, chemicals, and abrasion.

CAT NO	WIRE GAUGE	COLOR	LENGTH IN FT	PACK QTY	MASTER WT	MASTER PACK CUBE
10-1-11	10	Black	7	6	2.12	.09
10-1-12	10	Blue	7	6	2.12	.09
10-1-14	10	Yellow	7	6	2.12	.09
10-1-15	10	Green	7	6	2.12	.09
10-1-16	10	Red	7	6	2.12	.09
10-1-17	10	White	7	6	2.12	.09
12-1-11	12	Black	11	6	2.11	.09
12-1-12	12	Blue	11	6	2.11	.09
12-1-14	12	Yellow	11	6	2.11	.09
12-1-15	12	Green	11	6	2.11	.09
12-1-16	12	Red	11	6	2.11	.09
12-1-17	12	White	11	6	2.11	.09
14-1-11	14	Black	17	6	2.16	.09
14-1-12	14	Blue	17	6	2.16	.09
14-1-14	14	Yellow	17	6	2.16	.09
14-1-15	14	Green	17	6	2.16	.09
14-1-16	14	Red	17	6	2.16	.09
14-1-17	14	White	17	6	2.16	.09
16-1-11	16	Black	24	6	2.11	.09
16-1-12	16	Blue	24	6	2.11	.09
16-1-14	16	Yellow	24	6	2.11	.09
16-1-15	16	Green	24	6	2.11	.09
16-1-16	16	Red	24	6	2.11	.09
16-1-17	16	White	24	6	2.11	.09
18-1-11	18	Black	33	6	2.11	.09
18-1-12	18	Blue	33	6	2.11	.09
18-1-14	18	Yellow	33	6	2.11	.09
18-1-15	18	Green	33	6	2.11	.09
18-1-16	18	Red	33	6	2.11	.09
18-1-17	18	White	33	6	2.11	.09





Jump Starters

Avoid getting stranded with portable power protection. Road Power Jump Starters have both correct polarity and short circuit protection for safe operation. Some units include USB power ports and air compressors. All units can be easily recharged using any 100 volt outlet.



GM-051

CAT NO	DESCRIPTION	STARTING AMPS	PEAK AMPS	PACKAGE TYPE	PACK QTY	MASTER WT	MASTER PACK CUBE
GM-021	USB and Inverter for AC Output	450	1000	Box	1	23.1	1.73
GM-023	USB and 12V Power Ports	300	600	Box	1	15.4	0.64
GM-051	12V Service	1200	2400	Box	1	44	1.66
	24V Service	600	1200	Box	1	44	1.66

Battery Chargers

Micro-processor controlled high frequency chargers with LED display. Some units feature: overload, over-temperature, short circuit, and reverse polarity protection. Great for use with everything from small to large 12 volt batteries.



HF 0206

CAT NO	DESCRIPTION	INPUT VOLTAGE	OUTPUT CURRENT	PACKAGE TYPE	PACK QTY	MASTER WT	MASTER PACK CUBE
HM 1.5	Battery Maintainer	120V	1.5A	Box	10	14.3	1.25
HM 2	Battery Maintainer	120V	2A	Box	10	19.6	0.89
HF 0206	Battery Charger	120V	2A/4A/6A	Box	8	28.3	1.86
HF 0210	Battery Charger	120V	2A/6A/10A	Box	6	31.3	2.28
HF 0220	Battery Charger	120V	2A/10A/20A	Box	6	32.7	2.28



HF 0210

Inverters & Trickle Chargers

Charge most portable electronic equipment while traveling in your car using Road Power's compact Power Inverter. Charger cables allow user to recharge vehicle battery without opening the hood.



IN 100

CAT NO	DESCRIPTION	INPUT VOLTAGE	OUTPUT CURRENT	PACKAGE TYPE	PACK QTY	MASTER WT	MASTER PACK CUBE
IN-100	Power Inverter (USB & 120V AC)	80W	200W	Clamshell	10	6.6	0.82
SPE-007	16 Ga/12 Ft. Charger Cables	-	-	Box	6	30.8	2.38



RV/Mobile Home Cords

Includes power supply and extension cords that make any installation easy and safe. These are for use in campgrounds, motor parks and recreational areas. All cords and adapters are black.



09521



09524



09542

09572

CAT NO	CORD LENGTH	CORD TYPE & GAUGE	ATTACHMENT PLUG MALE	CORD CONNECTOR FEMALE	BULK PACK	RETAIL PACK
RV Adapters & Accessories						
09521	—	Adapter	5-15P	30A RV	100	4
09522	—	Adapter	30A RV	5-15R	100	4
09524	—	Right Angle Adapter	5-15P	30A RV	100	12
09523*	—	Replacement Plug	30A RV Plug	—	—	4
09543*	—	Replacement Plug	50A RV Plug	—	—	3
09528	—	Adapter	30A RV	50A 14-50R	—	4
09529	—	Adapter	50A RV	30A RV	—	4
Adapter Extension Cord Sets						
09542	18 in.	14/3 STW	5-15P	30A RV	12	2
09544	18 in.	14/3 STW	30A RV	5-15R	12	2
09552	18 in.	10/3 STW	30A RV	50A 14-50R	50	2
09554	18 in.	10/3 STW	50A 14-50P	30A RV	50	2
09553	12 in.	10/3 STW Twist-To-Lock Generator Adapter	30A L5-30P	30A RV	50	3
30A & 50A RV Power Supply Cords						
09575	18 in.	10/3 STW	30A RV	—	50	—
09572	18 in.	10/3 STW	—	30A RV	50	—
09525*	25 ft.	10/3 STW	30A RV	—	10	—
09529*	28 ft.	10/3 STW	30A RV	—	10	—
09519*	30 ft.	10/3 STW	30A RV	—	8	—
09516*	36 ft.	10/3 STW	30A RV	—	8	—
09531*	50 ft.	10/3 STW	30A RV	—	5	—
09527*	25 ft.	6/3 & 8/1 STW	50A 14-50P	—	3	—
09530*	30 ft.	6/3 & 8/1 STW	50A 14-50P	—	3	—
09536*	36 ft.	6/3 & 8/1 STW	50A 14-50P	—	3	—
09560*	25 ft.	6/3 & 8/1 Flexible SEW 90C	50A 14-50P	—	3	—
09562*	30 ft.	6/3 & 8/1 Flexible SEW 90C	50A 14-50P	—	3	—
09561*	36 ft.	6/3 & 8/1 Flexible SEW 90C	50A 14-50P	—	3	—
09537*	40 ft.	6/3 & 8/1 Flexible SEW 90C	50A 14-50P	—	3	—
15A, 30A & 50A RV Extension Cord Sets						
09510	10 ft.	10/3 STW	30A RV	30A RV	20	—
09550	25 ft.	10/3 STW	30A RV	30A RV	10	2
09555	50 ft.	10/3 STW	30A RV	30A RV	5	—
09570*	30 ft.	10/3 STW	30 RV	30 RV	—	2
09590	25 ft.	6/3 & 8/1 SEW	50A 14-50P	50A 14-50R	2	1

* UL Listed



RV/Mobile Home Power Protection

Ensure power going into your RV/Mobile Home is constant, steady, and safe. A variety of units that protect against open ground, reverse polarity, and high/low voltage. All models feature easy to read displays.



44740

CAT NO	DESCRIPTION	WIRE GA/COND	ELECT. RATING	JOULES	PACK QTY
44740	30 Amp Portable Ground Fault	10/3	120/30A	510	20
AECM10086	30 Amp Portable Surge Guard	N/A	120/30A	1020	1
AECM2020	Digital Line Monitor	N/A	120/15A	N/A	1



Work Lights

Engineered to provide maximum light, The Designer's Edge® Work Lights meet the needs of the professional or "Do-it-Yourself". Halogen lights are constructed of heavy duty die casting and include "Shadow Fighter" grills. Fluorescent lights offer cool to the touch operation with 300 watt light output equivalent from 65 watts. LED lights provide super bright long life LED's for years of service, cool to the touch operation with durable polymeric housings.



L33



L1301



L41HD



L2006



L13



L14SLED

CAT NO	DESCRIPTION	WIRE GA/COND	LENGTH IN FT	125V RATING	MASTER QTY	MASTER WT	MASTER PACK CUBE
L20	500 Watt Halogen Portable	18/3	1	—	6	19.8	1.73
L13	1,000 Watt Twin Head Halogen Tri-pod	18/3	4	—	2	20.5	1.77
L33	500 Watt with Power Switch Portable	18/3	1	—	6	27	2.38
L14SLED	1,000 Watt Twin Head Halogen Tri-pod and Sled Base	18/3	5	—	2	26.8	2.46
L2006	360° Directional 65 Watt Fluorescent with Outlet	18/3	5	—	4	18.4	2.14
L2004	65 Watt Fluorescent	18/3	5	—	4	36	6.23
L1306	108 LED Low Voltage	18/2	1	—	6	19.8	1.9
L1301	180 LED Rechargeable	12V	15	—	4	24	2.03
L41HD	500 Watt Halogen Wall Mounted Dock Light	18/3	10	—	1	16	1.2

Clamp Lights



L2004



L845



L855

CAT NO	DESCRIPTION	WIRE GA/COND	LENGTH IN FT	125V RATING	MASTER QTY	MASTER WT	MASTER PACK CUBE
L855	35 Watt Bullet Halogen with Spare Bulb	18/3	3		4	7.2	1.11
L845	250 Watt Halogen with 360° swivel hook	18/3	5		12	91.2	2.11

Handheld Lights

The Designer's Edge® Handheld Lights represent both durability and practicality. Lightweight construction makes handling them effortless, but don't let the lack of weight fool you! Constructed from tough PVC, these lights can stand the rigors of almost any work environment.



L1920



L1924



L1925



L1198

CAT NO	DESCRIPTION	WIRE GA/COND	LENGTH IN FT	125V RATING	MASTER QTY	MASTER WT	MASTER PACK CUBE
L1797	13 Watt Fluorescent	18/2	6	—	6	12	0.41
L1920	13 Watt Fluorescent with Outlet, Chrome Grill, Rubbereze™ Grip	16/3	6	—	4	5.2	0.53
L1921	26 Watt Fluorescent with Outlet, Chrome Grill, Rubbereze™ Grip	16/3	6	—	4	6	0.67
L1922	36 LED with Outlet, Chrome Grill, Rubbereze™ Grip	16/3	6	—	4	5.2	0.53
L1923	72 LED with Outlet, Chrome Grill, Rubbereze™ Grip	16/3	6	—	4	6	0.67
L1924	36 LED Rechargeable with 120V & 12V transf., Chrome Grill, Rubbereze™ Grip	—	—	—	4	6	0.53
L1925	72 LED Rechargeable with 120V & 12V transf., Chrome Grill, Rubbereze™ Grip	—	—	—	4	7.2	0.67



L1921



L1922



L1923



L1797

Task Lights

CAT NO	DESCRIPTION	WIRE GA/COND	LENGTH IN FT	125V RATING	MASTER QTY	MASTER WT	MASTER PACK CUBE
L1198	24 LED Battery-Operated Trouble Light with Magnet and Hang Hook	—	—	—	6	2.4	0.62
L1215	36 LED Rechargeable Trouble Light with Magnet and Hang Hook	—	—	—	6	8.25	1.09
L1407	16 LED with 8 LED Spot, Laser and Heavy Duty Magnet	—	—	—	12	4.2	0.28
L1197	1 LED Pen Light with Switch	—	—	—	6	1.2	0.42
L1196	1 LED 14" Flex Light with Base Magnet	—	—	—	6	1.2	1.2
L1240	12 LED Head Light w/ 3 Power Settings and Flash Mode 21 LED Head Light	—	—	—	12	6	0.71



L1407



L1196



L1240



L1215

Cord Reel

Tired of tripping over extension cords? The Designer's Edge® Retractable Reels solve that problem and keep your work area organized. TDE Retractable Reels are available with fluorescent lights, incandescent lights, LED lights, or multiple-outlet power blocks. Reel cases are constructed with extra-tuff ABS plastic or heavy-duty steel and mount easily for use in workshop, basement, or garage. Mounting hardware included.



E316

CAT NO	DESCRIPTION	WIRE GA/COND	LENGTH IN FT	125V RATING	MASTER QTY	MASTER WT	MASTER PACK CUBE
E102	Cord Storage Reel 150 ft. 16/3 cap.	—	—	—	8	8.8	1.93
E103	Self Standing Cord Storage Wheel 150 ft. 16/3 cap.	—	—	—	4	7.2	2.92
E231	Free Standing Cord Reel with 4 Power Outlets	16/3	20	—	6	15.6	1.26
E315	Retractable with Triple Tap	16/3	20	—	4	4	0.69
E215	Retractable Heavy Duty Diamond Plate Metal with Lighted Triple Tap	16/3	30	—	2	7	0.67
E216	Retractable with Plastic Incandescent Work Light	16/3	20	—	4	13.2	0.63
E251	Retractable with Metal Incandescent Work Light	14/3	25	—	3	25.35	1.08
E318	Retractable with 13 Watt Fluorescent Work Light	16/3	30	—	2	17.2	1.09
E319	Retractable with 72 LED Work Light	16/3	30	—	2	17.2	1.09
E316	Retractable Wall-Mounted or Handheld with Triple Tap	14/3	45	—	2	22.5	1.33



E319



E102



E315



E103

Bulb Storage

Bulb Bubby™ Cases are constructed from heavy-duty plastic with foam inserts that protect bulbs from damage. The unit's small, compact size means it can be stored almost anywhere.



L12500W



L15



L22

CAT NO	DESCRIPTION	WIRE GA/COND	LENGTH IN FT	125V RATING	MASTER QTY	MASTER WT	MASTER PACK CUBE
L12500W	500 Watt Bulb Buddy Jr for 3 Bulbs	—	—	—	6	0.75	0.43
L15	500 Watt Bulb Buddy for 6 Bulbs	—	—	—	12	6.60	1.52
L22	300 Watt Rough Service Bulb Buddy for 6 Bulbs	—	—	—	12	5.24	1.52
L23	500 Watt Rough Service Bulb Buddy for 6 Bulbs	—	—	—	12	5.24	1.52

Garage Accessories

CAT NO	DESCRIPTION	WIRE GA/COND	LENGTH IN FT	125V RATING	MASTER QTY	MASTER WT	MASTER PACK CUBE
L819	4 ft. 10-Outlet Diamond Plate Metal Power Strip with Circuit Breaker Protection	14/3	6	—	6	31.8	1.42
L88	48 Inch 2-Bulb Diamond Plated Fluorescent Shoplight	18/3	5	—	4	22.8	3.57
L89	48 Inch 4-Bulb Diamond Plated Fluorescent Shoplight	18/3	5	—	2	18	2.98
L185	Combination Universal Bulb Shoplight and 600W Radiant HeatBulb	18/3	5	—	2	32	6.58
L186	Combination Universal Bulb Shoplight and 1500 Watt Ceramic Heater and Fan	18/3	5	—	2	80	6.58



L185



L186



L819



L88



L89

Outdoor Extension Cords

These all-purpose cords resist moisture, abrasion, and prolonged exposure to sunlight for durability.

Outdoor Extension Cords



Molded, water resistant connectors with reinforced blades make these cords suitable for outdoor use.



02307



02408



02589

CAT NO	WIRE GA/COND	WIRE TYPE	COLOR	LENGTH IN FT	PACKAGE TYPE	125V RATING	PACK QTY	MASTER WT	MASTER PACK CUBE
Two Conductor									
02204	16/2	SJTW	Orange	10	Sleeve	13A	24	18	.61
02210	16/2	SJOW	Black	15	Sleeve	13A	24	19	.88
02207	16/2	SJTW	Orange	25	Sleeve	13A	12	16	.82
02208	16/2	SJTW	Orange	50	Sleeve	13A	12	32	1.31
02209	16/2	SJTW	Orange	100	Sleeve	10A	6	31	1.29
Three Conductor									
02304	16/3	SJTW	Orange	10	Sleeve	13A	24	18	.75
02211	16/3	SJOW	Black	10	Sleeve	13A	24	19	.79
02305	16/3	SJTW	Orange	15	Sleeve	13A	18	24	.76
02306	16/3	SJTW	Black	15	Sleeve	13A	18	24	.75
02307	16/3	SJTW	Orange	25	Sleeve	13A	12	25	.76
02308	16/3	SJTW	Orange	50	Sleeve	13A	12	46	1.16
02309	16/3	SJTW	Orange	100	Sleeve	10A	6	45	1.19
02407	14/3	SJTW	Red	25	Sleeve	15A	12	35	.90
02408	14/3	SJTW	Red	50	Sleeve	15A	6	29	.82
02409	14/3	SJTW	Red	100	Sleeve	13A	6	60	1.41
Three Conductor - Lighted End									
02587	12/3	SJTW	Yellow	25	Sleeve	15A	12	40	1.21
02588	12/3	SJTW	Yellow	50	Sleeve	15A	6	40	1.41
02589	12/3	SJTW	Yellow	100	Sleeve	15A	4	52	1.41
02687	10/3	SJTW	Yellow	25	Sleeve	15A*	6	36	1.14
02688	10/3	SJTW	Yellow	50	Box	15A*	4	48	1.00
02689	10/3	SJTW	Yellow	100	Box	15A*	3	70	1.25
Three Conductor Large Cap and Conductor - 600 Volt Rated									
02457	14/3	SJTW	Orange	100	Sleeve	15A	6	26	1.41
02458	14/3	SJTW	Orange	25	Box	15A	4	34	2.02
02459	14/3	SJTW	Orange	50	Box	13A	3	50	1.25
02557	12/3	SJTW	Orange	100	Sleeve	15A	6	34	2.38
02558	12/3	SJTW	Orange	50	Box	15A	4	45	2.02
02559	12/3	SJTW	Orange	100	Box	15A	3	65	1.25

* Plug and receptacle rated 15A



02467



03268



01699

High Visibility/Low Temperature



All Weather Cords Featuring Lighted End

High visibility, bright blue cord is easily identified on the jobsite. Coleman Cable's new vinyl compound provides super-flexibility at temperatures down to -45°F. Reinforced blades help prevent accidental bending or breaking and a heavy-duty strain relief protects electrical connections resulting in longer cord life. High Visibility/Low Temperature extension cords come standard with power indicator light in the receptacle to show that the power is on.

CAT NO	WIRE GA/COND	WIRE TYPE	COLOR	LENGTH IN FT	PACKAGE TYPE	125V RATING	PACK QTY	MASTER WT	MASTER PACK CUBE
02367	16/3	SJTW	Blue	25	Sleeve	13A	12	19	.84
02368	16/3	SJTW	Blue	50	Sleeve	13A	12	38	1.37
02369	16/3	SJTW	Blue	100	Sleeve	10A	6	35	1.27
02467	14/3	SJTW	Blue	25	Sleeve	15A	6	13	.52
02468	14/3	SJTW	Blue	50	Sleeve	15A	6	26	1.16
02469	14/3	SJTW	Blue	100	Sleeve	13A	3	24	.78
02568	12/3	SJTW	Blue	50	Sleeve	15A	4	24	1.35
02569	12/3	SJTW	Blue	100	Sleeve	15A	4	24	1.41
Tri-Source® Three-Way Power Block									
03267	14/3	SJTW	Blue	25	Sleeve	15A	6	14	.51
03268	14/3	SJTW	Blue	50	Sleeve	15A	6	27	.85
04168	12/3	SJTW	Blue	50	Sleeve	15A	6	40	1.14
04169	12/3	SJTW	Blue	100	Sleeve	15A	4	51	1.44

American Contractor®



American Contractor® cords are the all-purpose, portable outdoor cord that stays flexible even under the most extreme temperature conditions to -67°F. The rugged T*Prene® construction saves you money because it lasts longer. It provides superior resistance to abrasion, ozone, oil, grease, and chemicals. Plus, the outer jacket is flame retardant and water resistant. All American Contractor® Extension Cords come standard with a power indicator light in the receptacle to show that the power is on.

CAT NO	WIRE GA/COND	WIRE TYPE	COLOR	LENGTH IN FT	PACKAGE TYPE	125V RATING	PACK QTY	MASTER WT	MASTER PACK CUBE
01294	16/3	SJEO	Yellow	10	Sleeve	13A	12	18	.59
01297	16/3	SJEO	Yellow	25	Sleeve	13A	6	15	.64
01497	14/3	SJEO	Yellow	25	Sleeve	15A	6	13	.64
01498	14/3	SJEO	Yellow	50	Sleeve	15A	6	25	1.14
01499	14/3	SJEO	Yellow	100	Sleeve	13A	6	49	1.41
01697	12/3	SJEO	Yellow	25	Sleeve	15A	6	20	.64
01698	12/3	SJEO	Yellow	50	Sleeve	15A	6	39	1.41
01699	12/3	SJEO	Yellow	100	Box	15A	2	24	1.51
01798	10/3	SJEO	Yellow	50	Box	15A*	2	24	1.51
01799	10/3	SJEO	Yellow	100	Box	15A*	3	63	1.25

Tri-Source® Three-Way Power Block

03492	12/3	SEOW	Yellow	2	Sleeve	15A	6	5	.64
03497	12/3	SJEO	Yellow	25	Sleeve	15A	6	21	1.14
03498	12/3	SJEO	Yellow	50	Sleeve	15A	6	39	1.41
03499	12/3	SJEO	Yellow	100	Box	15A	2	25	2.02

Quadnector® Four-Way Power Block**

04492	12/3	SJEO	Yellow	6	Sleeve	15A	4	6	.64
-------	------	------	--------	---	--------	-----	---	---	-----

* Plug and receptacle rated 15A

** Rated for indoor use only





Cool Colors™ Outdoor Extension Cords



Contractor Grade SJTW cord features a jacket in a variety of colors for added safety and theft deterrence on the jobsite. Features clear molded plugs with power indicator light in the female receptacle. Added features include heavy duty strain relief and reinforced blades and ground pin.

CAT NO	WIRE GA/COND	WIRE TYPE	NEON COLOR	LENGTH IN FT	PACKAGE TYPE	125V RATING	MASTER PACK	MASTER WT	MASTER PACK CUBE
02577-00-XX	12/3	SJTW	See Colors Below*	25	Sleeve	15A	12	40	1.41
02578-00-XX	12/3	SJTW		50	Sleeve	15A	8	53	1.41
02579-00-XX	12/3	SJTW		100	Sleeve	13A	4	52	1.41

*Color (XX): 0A= Pink; 0H=Blue; 0X=Green



Stripes™ Outdoor Extension Cords



Increase safety awareness and help to prevent jobsite loss or theft with STRIPES™ outdoor extension cords. Each extension cord features a dominant color and an extruded colored stripe that runs the length of the cord. All STRIPES™ extension cords have a power indicator light in the receptacle to show that the power is on.

CAT NO	WIRE GA/COND	WIRE TYPE	NEON COLOR	LENGTH IN FT	PACKAGE TYPE	125V RATING	MASTER PACK	MASTER WT	MASTER PACK CUBE
02548-00-XX	12/3	SJTW	See Color Combinations Below**	50	Sleeve	15A	8	53	1.41
02549-00-XX	12/3	SJTW		100	Sleeve	15A	4	52	1.41
02648-00-XX	10/3	SJTW		50	Disk	15A	4	46	1.41
02649-00-XX	10/3	SJTW		100	Disk	15A	3	68	1.41

12/3: **Color (XX): 54=Lime Green/Red; 22=Yellow Purple; 52=Dark Green/Yellow; 64=Blue/Red; 41=Red/White; 77=Pink/Lime Green; 3V=Orange/Blue
10/3: 54=Lime Green/Red; 64=Blue/Red

Multi-Outlet Vinyl Extension Cords



Three- and Four-Way Power Blocks

Innovative block provides additional outlets for power distribution. Vinyl jacket resists moisture, abrasion, and prolonged exposure to sunlight. Reinforced blades help prevent accidental bending or breaking and a heavy-duty strain relief protects electrical connections resulting in longer cord life.



04187

CAT NO	WIRE GA/COND	WIRE TYPE	COLOR	LENGTH IN FT	PACKAGE TYPE	125V RATING	MASTER PACK	MASTER WT	MASTER PACK CUBE
Tri-Source® Three-Way Power Block									
04003*	16/3	SJTW	Orange	3	Sleeve	13A	24	26	.60
04006*	16/3	SJTW	Orange	9	Sleeve	13A	24	35	1.36
04004	14/3	SJTW	Orange	6	Sleeve	15A	18	19	.77
04217	14/3	SJTW	Orange	25	Sleeve	15A	12	33	.94
04218	14/3	SJTW	Orange	50	Sleeve	15A	6	30	.85
04219	14/3	SJTW	Orange	100	Sleeve	13A	6	55	1.43
Tri-Source® Three-Way Power Block with Lighted End									
04112	12/3	SJTW	Orange	2	Sleeve	15A	12	11	.40
04187	12/3	SJTW	Yellow	25	Sleeve	15A	12	45	1.34
04188	12/3	SJTW	Yellow	50	Sleeve	15A	6	42	1.14
04189	12/3	SJTW	Yellow	100	Sleeve	15A	4	53	1.28
Quadnector® Four-Way Power Block									
04102*	12/3	SJTW	Orange	6	Sleeve	15A	6	9	.64
04107*	12/3	SJTW	Orange	25	Sleeve	15A	6	25	1.14
04108*	12/3	SJTW	Orange	50	Box	15A	4	32	2.02
04109*	12/3	SJTW	Orange	100	Box	15A	4	56	2.02
Quadnector® Four-Way Power Block - 600 volt Rated									
04207*	12/3	STW	Orange	25	Sleeve	15A	6	36	2.36
04208*	12/3	STW	Orange	50	Box	15A	4	47	2.02
04209*	12/3	STW	Orange	100	Box	15A	3	67	1.25

* Rated for Indoor Use Only





09404



09412



09407



03507

Indoor Extension Cords

Cube Tap Extension Cords



Plug and three-outlet polarized connector for convenient use. Each connector has a safety cover or slide covers permanently attached.

CAT NO	WIRE GA/COND	WIRE TYPE	COLOR	LENGTH IN FT	PACKAGE TYPE	125V RATING	MASTER PACK	MASTER WT	MASTER PACK CUBE
Cube Taps									
09401	16/2	SPT-2	Brown	6	Sleeve	13A	48	15	.67
09402	16/2	SPT-2	Brown	9	Sleeve	13A	36	16	.69
09403	16/2	SPT-2	Brown	12	Sleeve	13A	36	20	.68
09404	16/2	SPT-2	Brown	15	Sleeve	13A	24	16	.50
09405	16/2	SPT-2	Brown	20	Sleeve	13A	24	19	.70
09411	16/2	SPT-2	White	6	Sleeve	13A	48	15	.67
09412	16/2	SPT-2	White	9	Sleeve	13A	36	16	.69
09413	16/2	SPT-2	White	12	Sleeve	13A	36	20	.68
09414	16/2	SPT-2	White	15	Sleeve	13A	24	16	.50
09415	16/2	SPT-2	White	20	Sleeve	13A	24	19	.70
03520-01	16/3	SPT-2	White	8	Sleeve	13A	24	15	.44
03520-07	16/3	SPT-2	Brown	8	Sleeve	13A	24	15	.44
Remote Control Cord									
09345	16/2	SPT-2	White	15	Sleeve	10A	24	26	.66

Split Cube Tap Extension Cords



Cord splits in 2 directions – 6 feet each.

CAT NO	WIRE GA/COND	WIRE TYPE	COLOR	LENGTH IN FT	PACKAGE TYPE	125V RATING	MASTER PACK	MASTER WT	MASTER PACK CUBE
09418	16/2	SPT-2	White	12	Clamshell	13A	24	15	1.06

SlenderPlug® Cube Tap Extension Cords



Plug design allows you to move furniture closer to the wall and helps prevent cord and plug damage. SlenderPlug® cube taps feature an electro-luminescent lighted plug.

CAT NO	WIRE GA/COND	WIRE TYPE	COLOR	LENGTH IN FT	PACKAGE TYPE	125V RATING	MASTER PACK	MASTER WT	MASTER PACK CUBE
09407	16/2	SPT-2	Brown	7	Sleeve	13A	24	9	.44
09409	16/2	SPT-2	Brown	11	Sleeve	13A	24	15	.44
09417	16/2	SPT-2	White	7	Sleeve	13A	24	9	.44
09419	16/2	SPT-2	White	11	Sleeve	13A	24	15	.44

SlenderPlug® – Grounded 3 Outlet Trinector® Plug



Plug design allows you to move furniture closer to the wall and helps prevent cord and plug damage. The Trinector® receptacle has 3 grounded outlets.

CAT NO	WIRE GA/COND	WIRE TYPE	COLOR	LENGTH IN FT	PACKAGE TYPE	125V RATING	MASTER PACK	MASTER WT	MASTER PACK CUBE
03507	16/3	SPT-2	Beige	6	Sleeve	13A	24	13	.45
03517	16/3	SPT-2	White	6	Sleeve	13A	24	13	.50
03518	16/3	SPT-2	White	12	Sleeve	13A	24	18	.64

Generator Power Cords and Adapters



Generator Power Cords



01910

CAT NO	WIRE GA/COND	WIRE TYPE	COLOR	LENGTH IN FT	PACKAGE TYPE	125V RATING	PACK QTY	MASTER WT	MASTER PACK CUBE
<i>Temporary power cord with three 15 amp receptacles and one male 5-15P plug engineered to work exclusively with generators or other equipment rated to or less than 15 amps.</i>									
01910*	12/3	SJTW	Yellow	25	Card	15A	12	44.5	2.20
<i>Temporary power cord with three 15 amp receptacles and one male 5-20P plug engineered to work exclusively with generators or other equipment rated to or less than 15 amps.</i>									
01911	10/3	SJTW	Yellow	25	Card	15A	6	36.5	1.41
<i>Temporary power cord with three 15 amp receptacles and one male L5-30P plug engineered to work exclusively with generators or other equipment rated to or less than 15 amps.</i>									
01912	10/3	SJTW	Yellow	25	Card	15A	3	35.6	1.41

* UL Listed

Twist-To-Lock Adapters



09023

CAT NO	WIRE GA/COND	WIRE TYPE	COLOR	LENGTH IN FT	PACKAGE TYPE	125V RATING	PACK QTY	MASTER WT	MASTER PACK CUBE
Adapters									
<i>Standard 15A U-Ground plug (NEMA 5-15P), Twist-To-Lock 20A receptacle (NEMA L5-20R)</i>									
09020	12/3	STW	Yellow	9 inches	Sleeve	—	10	5	.29
<i>Twist-To-Lock 20A plug (NEMA L5-20P), Standard 15A U-Ground receptacle (NEMA 5-15R)</i>									
09021	12/3	STW	Yellow	9 inches	Sleeve	—	10	6	.24
“Y” Adapter									
<i>Twist-To-Lock 20A plug (NEMA L5-20P), two Twist-To-Lock 20A receptacle (NEMA L5-20R)</i>									
09022	12/3	STW	Yellow	20 inches	Sleeve	20A	10	14	1.07
“W” Adapter									
<i>Twist-To-Lock 20A plug (NEMA L5-20P), three Twist-To-Lock 20A receptacle (NEMA L5-20R)</i>									
09023	12/3	STW	Yellow	20 inches	Sleeve	20A	10	16	1.04
Tri-Source® Adapter									
<i>Twist-To-Lock 20A plug (NEMA L5-20P), Standard 15A U-Ground Tri-Source® receptacle (NEMA 5-15R)</i>									
09084	12/3	STW	Yellow	24 inches	Sleeve	20A	10	15	.54



09020



09021



09084





09019

Vinyl "W" Adapters

CAT NO	WIRE GA/COND	WIRE TYPE	COLOR	LENGTH IN FT	PACKAGE TYPE	125V RATING	PACK QTY	MASTER WT	MASTER PACK CUBE
15A "W" Adapter									
09019	12/3	STW	Yellow	2	Sleeve	15A	12	25	1.09

Generator Power Cords and Adapters

CAT NO	DESCRIPTION	LENGTH IN FT	PACKAGE TYPE	PACK QTY	MASTER WT	MASTER PACK CUBE	NEMA PLUG	NEMA CONNECTOR
01914	10/3 STOW "Y" L5-30P to (2) Lighted L5-20R	3	Box	4	11	0.777	L5-30P	(2) L5-20R
01915	10/3 STOW "Y" L5-30P to (2) Lighted 5-20R	3	Box	4	11	0.777	L5-30P	(2) 5-20R
01924	12/4 STOW "Y" L14-20P to 12/3 (2) Lighted 5-20R	3	Box	4	12	0.777	L14-20P	(2) 5-20R
01934	10/4 STOW "Y" L14-30P to 10/3 (2) Lighted 5-20R	3	Box	4	11	0.777	L14-30P	(2) 5-20R
02618	10/3 SJTOW 5-20P to Lighted 5-20R	50	Disk	2	22	0.848	5-20P	5-20R
02619	10/3 SJTOW 5-20P to Lighted 5-20R	100	Disk	2	45	1.2	5-20P	5-20R
02862	10/3 STOW "Y" L5-30P GFCI to (2) Lighted 5-20R	3	Box	2	6	0.424	L5-30P	(2) 5-20R
09058	10/3 SJTOW L5-20P to Lighted L5-20R	50	Disk	2	22	1.66	L5-20P	L5-20R
09059	10/3 SJTOW L5-20P to Lighted L5-20R	100	Disk	2	45	2.33	L5-20P	L5-20R
09084	12/3 STW L5-20P to Lighted Tri-Source® 5-15R	2	Sleeve	6	10	0.389	L5-20P	(3) 5-15R



01914



01924



02862



09059

CCI's Hand-Pack boxes provide immediate Counter/Shelf displays.



Workshop

These Workshop strips, power centers and surge protectors are built to take abuse. Most products feature a built-in cord wrap and hang hole that make it easy to store when not in use.



04644

04657



04655

04666

CAT NO	LENGTH IN FT	COLOR	PACKAGE TYPE	PACK QTY	MASTER WT	MASTER PACK CUBE
4 Outlet GFCI Block - NEW!						
04644	6 Ft.	Blk/Yellow	Box	4	12.1	.65
6 Outlet Metal Strip						
04657	15 Ft.	Blk/Yellow	Box	6	28	.7
8 Outlet Metal Power Center						
04655	6 Ft.	Blk/Yellow	Box	6	15	.82

Yellow Jacket®

CAT NO	LENGTH IN FT	COLOR	PACKAGE TYPE	PACK QTY	MASTER WT	MASTER PACK CUBE
6 Outlet Metal Surge 1050 Joules						
5138	15 Ft.	Yellow	Box	4	11	.51
6 Outlet Metal Strip						
5139	6 Ft.	Yellow	Box	4	6.8	.49

Surge Protectors

Surges and spikes are increases in voltage in an electrical line. These fluctuations can gradually, or even instantaneously, destroy sensitive electronics. Protect your investment with a surge protector.



041450

041601

041452

CAT NO	JOULES	LENGTH IN FT	COLOR	WARRANTY	PACKAGE TYPE	PACK QTY	MASTER WT	MASTER PACK CUBE
6 Outlet Surge Protector								
041450	250	2	Ivory	—	Sleeve	12	8.2	.49
6 Outlet Surge Protector								
041452	750	3	Ivory	—	Sleeve	6	5.58	.34
6 Outlet Metal Surge Protector with 10' Cord								
041601	1250	10	Black	—	Box	6	12.36	.77

Power Strips

(Note: these products are not surge protectors and will not protect against power surges.)



041404

CAT NO	LENGTH IN FT	COLOR	PACKAGE TYPE	PACK QTY	MASTER WT	MASTER PACK CUBE
6 Outlet Strip						
041402	4 Ft.	Ivory	Sleeve	6	5.7	.30
041403	6 Ft.	Ivory	Sleeve	6	6.84	.33
6 Outlet Strip with Longer Cord						
041404	8 Ft.	Ivory	Sleeve	6	7.68	.34

Industry-leading brands, Diverse product lines.

Coleman Cable has long realized the importance of producing top-quality products backed by strong brands. For over three decades CCI has offered some of the strongest and most respected brand names in the wire and cable industry.





Road Power®

Coleman Cable's nationally-recognized Road Power® brand of automotive products features a wide range of items – from booster cables to battery cables, to RV accessories. All products come in eye-catching Road Power packaging designed for maximum impact. Extensive product offerings, technical expertise, a dedicated effort for customer service and an on-going commitment to provide product innovation are some of the reasons for Coleman Cable's leadership in the automotive aftermarket industry. For the best value and quality in the industry, turn to Road Power brand from Coleman Cable Inc.



Maximum Energy™

Road Power's Maximum Energy™ brand of RoHS Compliant battery cables are free of lead and other hazardous materials. Besides eliminating the threat of lead contamination, these lead-free battery cables provide superior starting power for car, truck, and marine applications when compared to leaded counterparts. Tin-plated brass terminals supply the highest-level of corrosion protection while full gauge stranded copper extends through the entire length of the flattened lug ends, insuring complete capacity conductivity.



The Designers Edge™

The Designers Edge is the leading innovator in the industry providing quality, high performance Work lights, Task lights, Retractable cord reels, Cord management, Replacement bulbs, Shop lights and more. The Designers Edge owns numerous patents and has achieved worldwide acclaim for product design. Our dedicated sales team tailors this product offering to exceed customer's expectations.



Exceptional Performance

is reflected in everything we do.

Coleman Cable Inc. customers know they can rely on us to consistently deliver a broad range of wire and cable products and innovative solutions backed by recognized brands. These characteristics combined with a solid service platform and dedicated professional people, create a dynamic customer value that's exclusive to Coleman Cable.

Broad Range of Products –

We provide one of the most extensive and diverse lines of electrical, electronic and assembled products in the industry. Through research, development and strategic acquisitions, such as Copperfield, we continue to enhance our product mix to meet customer needs.

Innovative Solutions –

From custom cables for industrial, aerospace or military applications to the latest in electronic cables for security systems, you'll find Coleman Cable at the forefront of product and technology innovation.

Recognized Brands –

Seoprene®, Royal®, Baron™, Road Power®, Signal®, Copperfield®, Woods® and Polar/Solar® all are leaders in their respective markets. Our distributors know that when they provide these leading brands to their customers, they receive instant acceptance and credibility in the marketplace.

Solid Service Platform –

We utilize more than 2 million sq ft of strategically located, state-of-the-art, ISO-certified manufacturing and distribution facilities. This national footprint and extensive investment in service systems powers us to deliver more than 70,000 SKUs with a better than 97% first-fill rate.

Dedicated Professional People –

We deliver strong performance because our people deliver strong performance every day. We've built a culture that puts customer needs first, making us easy to do business with and placing us at the top of our customers' list of suppliers.

Customer Value –

A Broad Range of Products, Innovative Solutions, Recognized Brands, and a Solid Service Platform are the foundation that Coleman Cable's Dedicated, Professional People build upon to create Customer Value.

